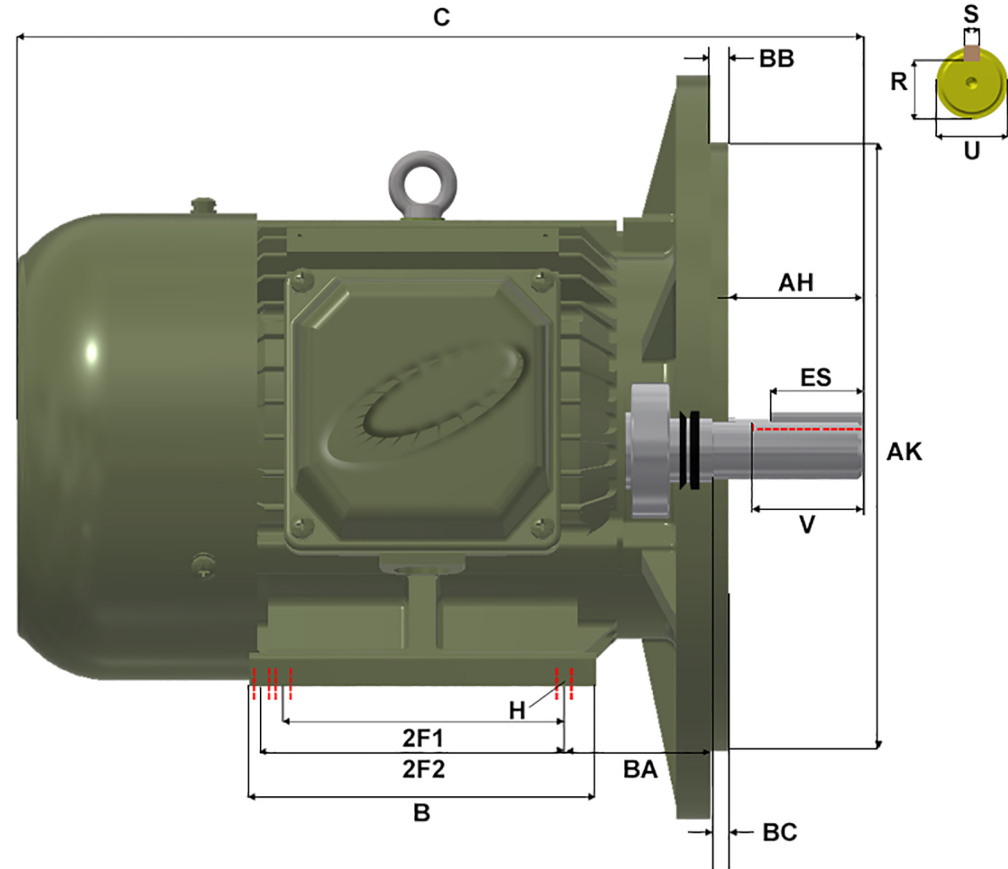
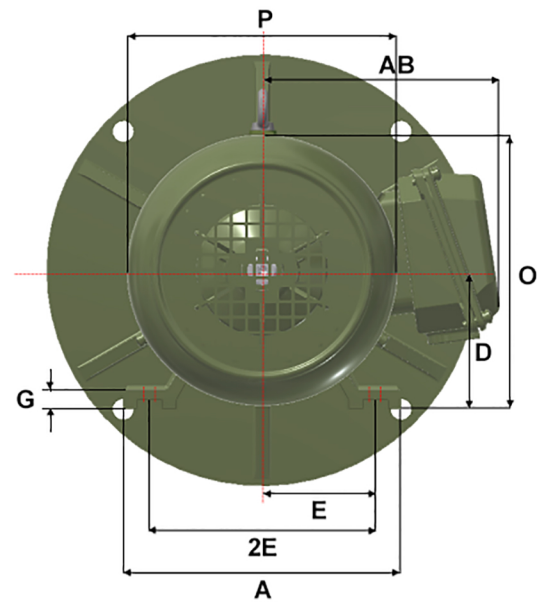
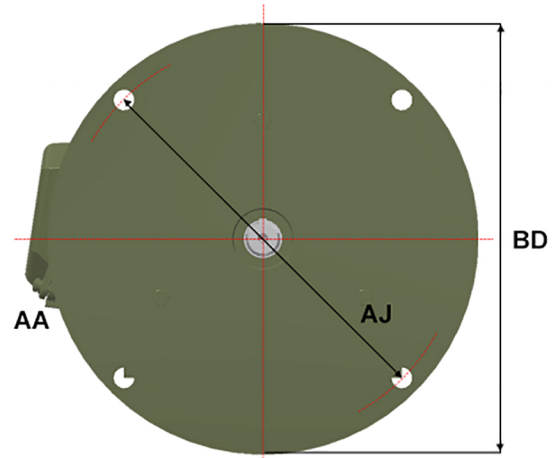


# MaxMotion



Version: 1WTI			Revised: 07-01-2019			HP	RPM	FRAME	ENCLOSURE	MPP/MQP-21D			
Customer is responsible in determining that MEP product will fit/perform suitably in the intended application						5	3600	184TD	TEFC				
A	B	C	D	E	2E	2F1	2F2	G	H	O	P	R	S
9,50	8,30	17.10	4,50	3,75	7,50	4,50	5,50	0,60	6 * 0,41	9,10	8,70	0,99	0,25
T	U	V	AA	AB	AH	AJ	AK	BA	BB	BC	BD	ES	
1,60	1,13	2,50	3/4 NPT	7,50	2,75	10,00	9,00	2.75	0,25	0,00	11,00	1,78	